

## Realistic Pet Portraits in Watercolour – Class requirements

### PHOTO/PHOTOS:

In order to participate we need you to provide a good quality photo of the pet you wish to paint.




It needs to be:

- A well-lit photo
- Closely cropped to your pet, with minimal background.

It needs to be printed:

- In A4 size, plain paper is fine.
- One copy in full colour and the exact photo printed again in greyscale (black and white)
- Cropped closely to your pet.

We cannot paint from an image on a cell phone, they must be printed once in colour and once in black and white. Please feel free to bring multiple photos/printouts and we can pick on the day.

 <p>✗ poor lighting and too far away</p>	 <p>✗ good lighting but too fuzzy, too much background and not enough of the pet can be seen.</p>	 <p>♥ closely cropped. Fuzzy detail in the body, enough detail and interest in the face.</p>
----------------------------------------------------------------------------------------------------------------------------	-----------------------------------------------------------------------------------------------------------------------------------------------------------------------------------------	----------------------------------------------------------------------------------------------------------------------------------------------------------------------------------

If you cannot provide printed photos, please contact the WSA office prior to class starting at [wsa@wsa.org.nz](mailto:wsa@wsa.org.nz) for assistance. \*\*\*We will not be able to print photos on the day.